

## PC/Mac, iPhone, iPad, and Android Devices

Setup Instructions:

1. **Create an RB Digital Account:**

- a. Go to <http://www.mtlebanonlibrary.org/digitalmedia>, and click **Digital Magazines**. Click **Connect to RB digital**.
- b. Click **Create New Account** in the upper right-hand corner. Enter your name, email address, and a password. A confirmation email will be sent to the address you provided. Sign into your account once it's finalized.

2. **Browsing the Magazine Collection and Checking Out Titles:**


- a. You can either browse all titles by clicking the forward and return arrows or perform a Keyword, Title, or Genre search:

All Genres

<< Previous 1 2 [3] 4 5 6 7 Next >>




Audubon Magazine



Aviation Week & Space Technology




AZURE



Backcountry Magazine

- b. To checkout a title, click on its cover and then click the blue **Checkout** button. You can also check the box if you want to be notified via email of future issues of the magazine:



### Astronomy

April 01, 2015

The world's best-selling astronomy magazine offers you the most exciting, visually stunning, and timely coverage of the heavens above. Each monthly issue includes expert science reporting, vivid color photography, complete sky coverage, spot-on observing tips, informative telescope reviews, and much more! All this in a user-friendly style that's perfect for astronomers at any level.

**Instant Read:**  
PC, Mac

**GET THE NEW APP to read offline:**  
[iPad](#), [Android](#)


genre: Science & Tech  
country: United States  
language: English

**Checkout**

Email me when the next issue is available.

- c. You should see this message after checking out a title:

**Success!** ✕




**Astronomy**  
April 01, 2015  
genre: Science & Tech  
country: United States  
language: English

Keep Browsing Start Reading  
PC/Mac Streaming

**GET THE NEW APP to read offline: iPad, Android**  
Log into App with Country/State and Library Collection Name. Your library collection name is Carnegie Library of Pittsburgh.

Email me when the next issue is available.

- d. Click the gray **Keep Browsing** button to return to the collection or click the blue **Start Reading** button to read the magazine instantly in your web browser. Follow the instructions below to read the magazine on a smart device, such as an iPad or Android tablet.
3. **Using the RBdigital App with an iOS or Android Device:**
- a. Tap the App store icon on your device:
  - b. Navigate to **Search** and type “RBdigital.”
  - c. Download the free RBdigital app: 
  - d. Open the RBdigital app on your device. Enter the username or email address associated with your recently created account. Tap the red **NEXT** button. Enter your password and tap **NEXT** again.
  - e. Once you’re signed in you should see every magazine you’ve checked out on your account. Go to step “i” if you need instructions to download your first magazine.
  - f. Tap the download button next to each magazine to download to your device.
  - g. You can navigate the magazine by tapping each side of your screen or swiping to turn the page.
  - h. While in the **Checked Out** menu, tap the **X** button in the upper right corner of a magazine cover to delete them from your device.
  - i. To checkout additional magazines, tap the menu button (the three horizontal lines). Tap **Magazines** to browse the Carnegie Library of Pittsburgh digital collection.
  - j. Once you’ve found a magazine, tap the red **Checkout** button next to the cover.
  - k. Tap the green **Read** button to download and open the magazine.

**For further information,** visit [www.mtlebanonlibrary.org/digitalmedia](http://www.mtlebanonlibrary.org/digitalmedia)  
or contact the library by calling 412-531-1912 to schedule a Gadget Workshop for personal training.

**Revised 5/2/18**